



2015

2030

2050



**Població mundial**

7.3 B

8.2 B

9.6 B

**+32%**



**Població >65 anys**

600 M

973 M

1.5 B

**+105%**



**Supervivents ictus**

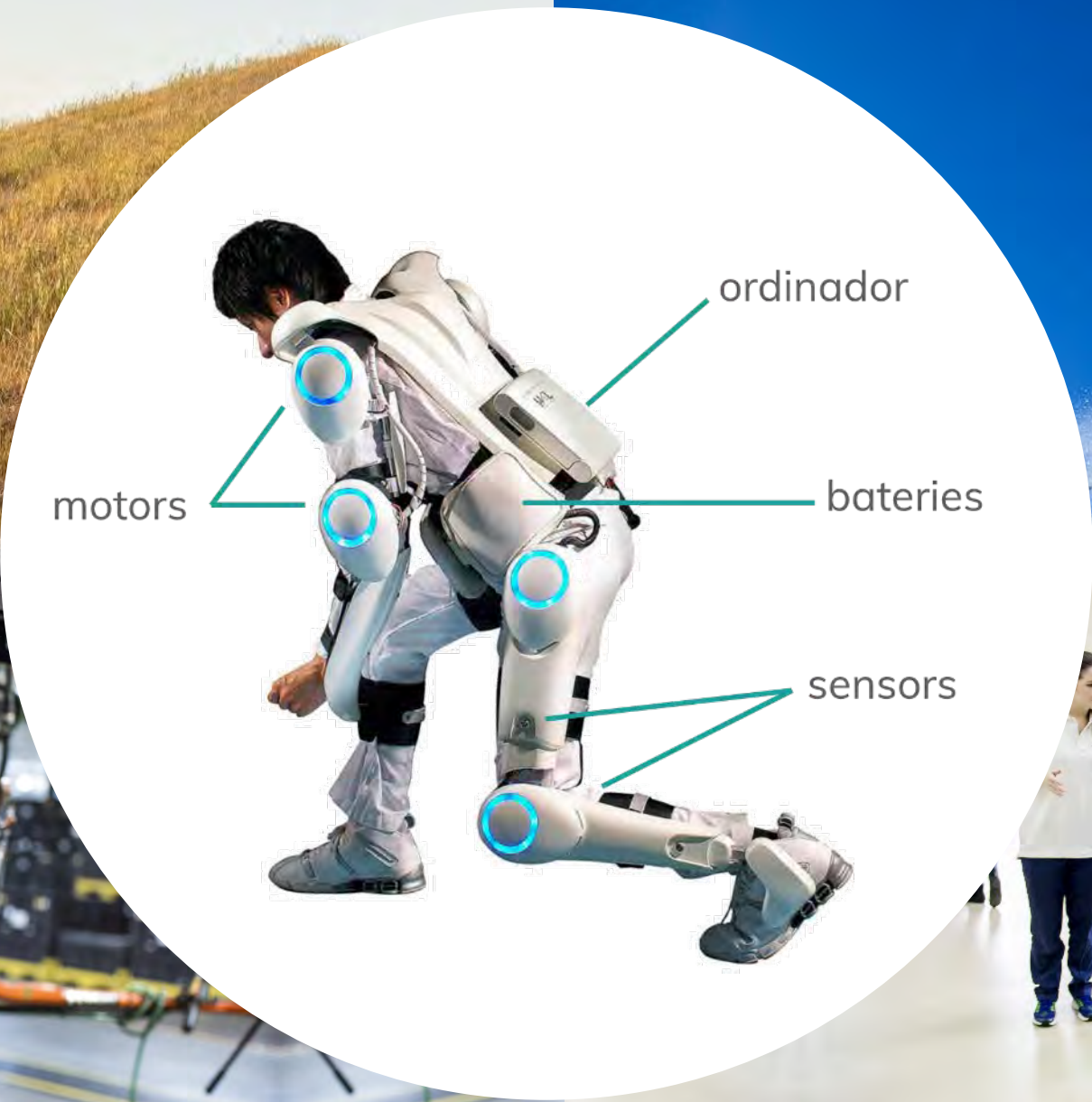
33 M

70 M

**+112%**









## Rehabilitació convencional (teràpia manual)







- Número i esforç dels fisios
- Temps molt limitat
- Moviments no repetibles
- Valoracions subjectives


## Rehabilitació robòtica



- Alta intensitat (repeticions, duració)
- Motivació (objectius, reptes)
- Tasques específiques (ADL, caminar)
- Valoracions objectives

# Commercially available exoskeletons are very expensive and heavy

				
Country	Japan	USA	USA	Israel
Price	150,000 €	130,000 €	120,000 €	100,000 €
Weight	14 kg	27 kg	18 kg	28 kg







**able**  
human motion



# L'exoesquelet ABLE



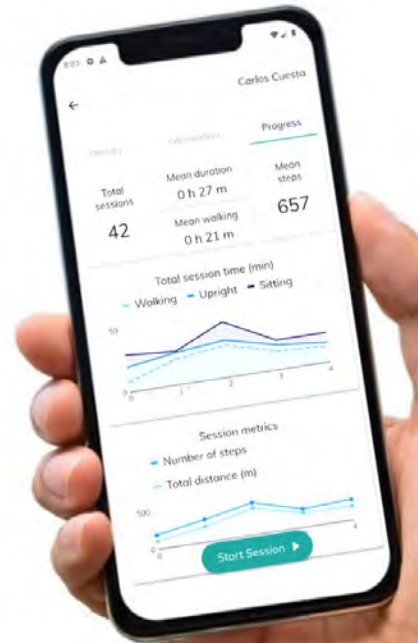
**Lleuger**



**Intuïtiu**



**Accessible**



# Features



## Lightweight and slim design

Easy to handle and operate both for the user and the therapist.



## Natural gait pattern

Performs natural steps and minimizes compensatory movements.



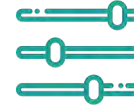
## Manual control mode

Therapist can decide when to initiate the steps for more safety and control.



## Automatic control mode

User can decide when to initiate the steps by shifting his weight forward.



## Variable levels of assistance

Clinicians can adjust the amount of support provided at each joint.



## Postural support

Provides additional back support for those users with low trunk control.



## 3x faster fitting

The device sizes are easily adjusted without tools to maximize therapy time.



## Cost-effective

Enables widespread patient access to robotic rehabilitation technology.



# ABLE Care software

The exoskeleton comes together with a mobile app to enhance the rehabilitation experience, enabling a more personalized and data-driven therapy.

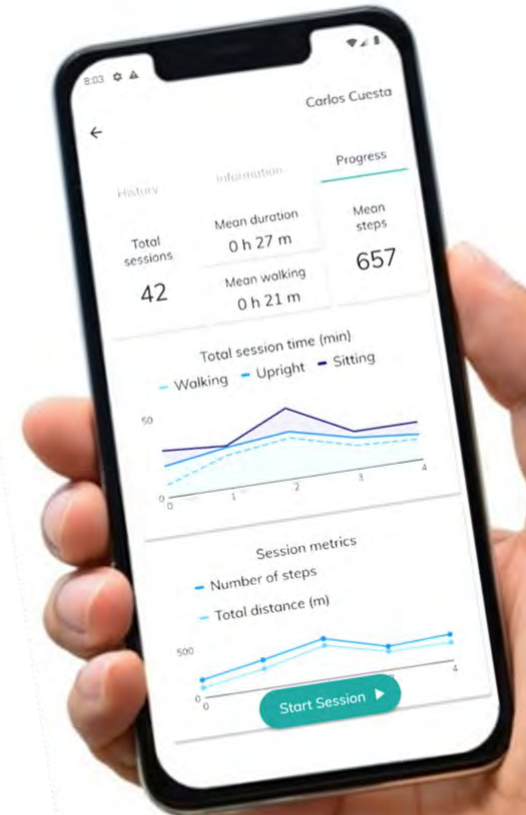
**Quick set up.** Securely store device and session data.

**Adjust gait.** Change modes and settings with an intuitive display.

**Therapy feedback.** Quantify gait performance in real-time.

**Usage metrics.** View number of steps and walking time.

**Progress monitoring.** Track patient's evolution over time.











<https://www.youtube.com/watch?v=4oLHNtEswzg>







Tested with **+100**  
spinal cord injured individuals.

**130,000**  
steps made,  
and counting.



# Testimonials

---



“

**ABLE is offering something unique: more clinics and patients will benefit from the use of an exoskeleton. This will revolutionise and democratise rehabilitation.**

”

José López

Chief Executive Officer, Centro Europeo de Neurociencias (CEN)



“

**The ABLE Exoskeleton is a great tool for training in SCI, with patients being able to quickly learn how to take steps in the device within only a handful of sessions.**

”

Mark Wright

Physical Therapist, Institut Guttmann



# Testimonials



“

**When I use ABLE I am happy again. Standing up and seeing me walking again, talking to people eye to eye. You can't imagine what it means to me.**

”

Mònica Ridao

Individual with spinal cord injury at T6 level



“

**My experience with ABLE has been very rewarding. Being able to stand up and walk is very important for us, both physically and mentally. It's a wonderful experience, you feel free to move again.**

”

Kevin Lao

Individual with spinal cord injury at C7 level





able

human motion

[www.ablehumanmotion.com](http://www.ablehumanmotion.com)

